

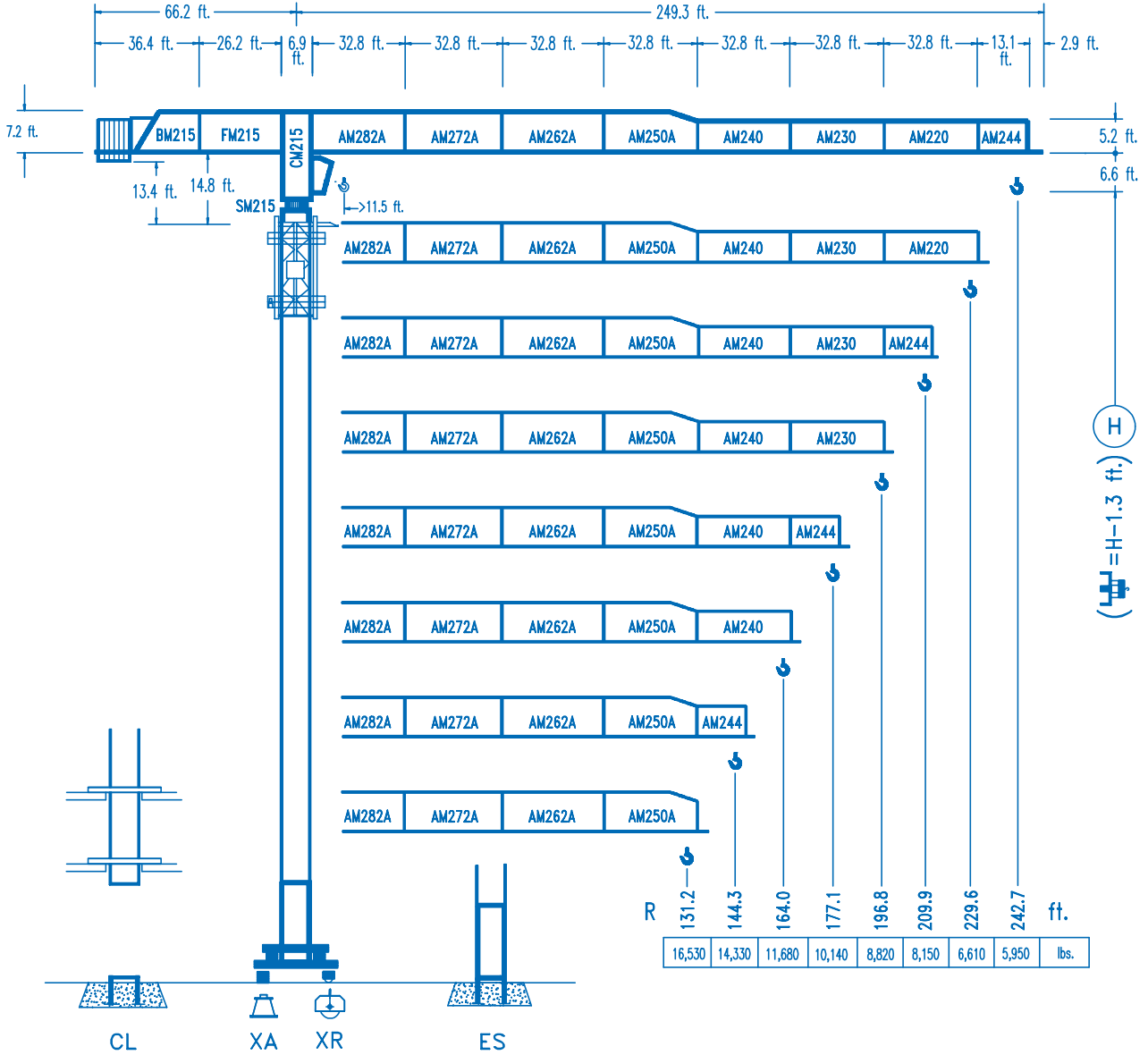


COMANSA

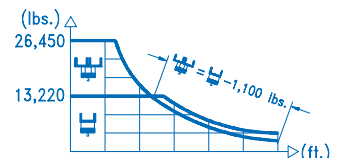
LINDEN 2100

21 LC 290

26,450 lbs.



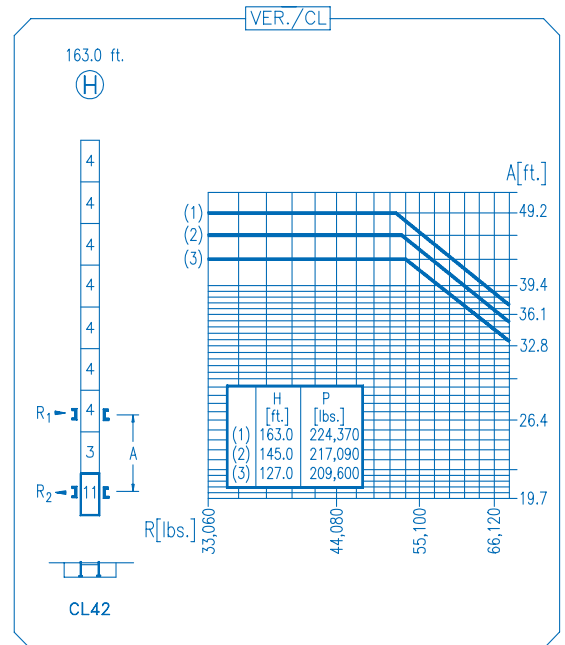
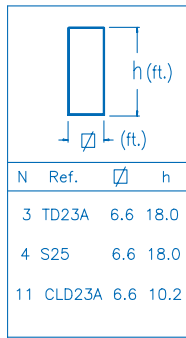
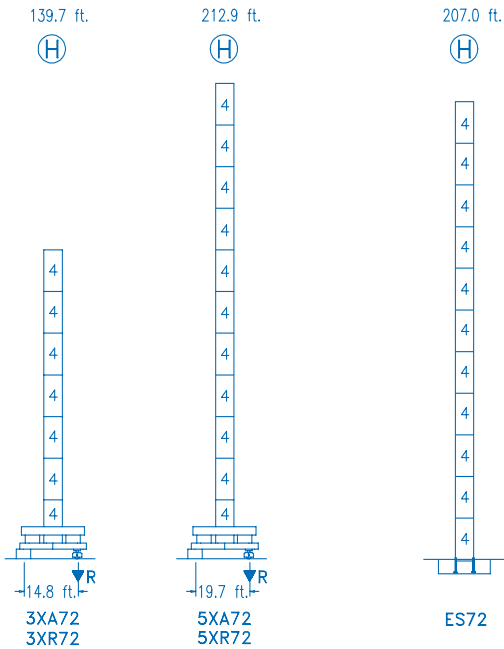
R	H													
242.7	66.2	82.0	98.4	117.7	122.3	131.2	144.3	164.0	177.1	196.8	209.9	229.6	242.7	ft.
	26,450	20,600	16,530	13,220	13,220	12,220	10,970	9,480	8,660	7,660	7,100	6,370	5,950	lbs.
229.6	67.9	82.0	98.4	120.7	126.3	131.2	144.3	164.0	177.1	196.8	209.9	229.6	ft.	
	26,450	21,180	17,010	13,220	13,220	12,660	11,360	9,820	8,980	7,940	7,360	6,610	lbs.	
209.9	73.1	82.0	98.4	111.5	129.9	137.4	144.3	164.0	177.1	196.8	209.9	ft.		
	26,450	23,070	18,580	15,970	13,220	13,220	12,530	10,840	9,930	8,790	8,150	lbs.		
196.8	72.5	82.0	98.4	111.5	129.2	137.8	144.3	164.0	177.1	196.8	ft.			
	26,450	22,900	18,450	15,860	13,220	13,220	12,550	10,860	9,950	8,820	lbs.			
177.1	73.1	82.0	98.4	111.5	130.5	140.0	144.3	164.0	177.1	ft.				
	26,450	23,140	18,640	16,030	13,220	13,220	12,780	11,060	10,140	lbs.				
164.0	76.1	82.0	98.4	111.5	131.2	135.8	146.9	164.0	ft.					
	26,450	24,250	19,570	14,850	13,810	13,220	13,220	11,680	lbs.					
144.3		84.9	98.4	111.5	121.4	131.2	144.3	ft.						
		26,450	22,260	19,210	17,370	15,800	14,330	lbs.						
131.2		86.6	98.4	111.5	121.4	131.2	ft.							
		26,450	22,800	19,680	17,800	16,530	lbs.							



DS.0406.27

12/05 Reserva de modificaciones.- Subject to modifications.- Modifications réservées.- Konstruktionsänderungen vorbehalten.

CE
DIN 15018 H1 B3



R. máx.	En servicio In operation En service In Betrieb	3XR72 ... 233,400 lbs.
		5XR72 ... 250,370 lbs.

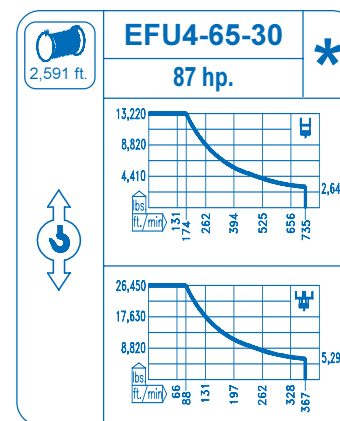
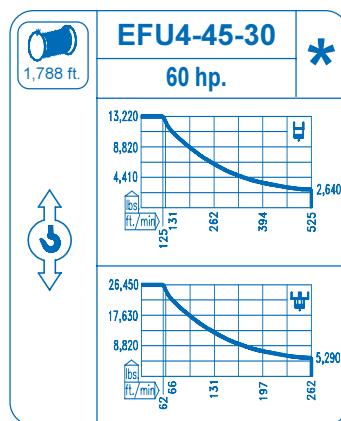
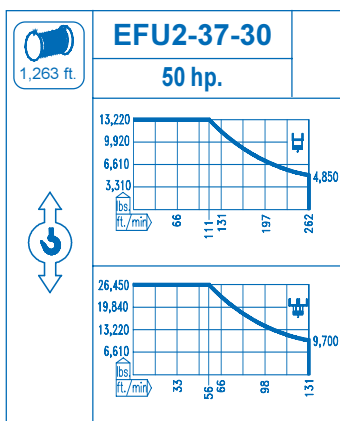
R. máx.	Fuera de servicio Out of service Hors service Ausser Betrieb	3XR72 199,020 lbs.
		5XR72 331,260 lbs.

CFU-7.5
10 hp.
0 ⇄ 308 ft./min

GR-12
3 x 88 ft.lbs.
0 ⇄ 0.7 rpm

TRA-7.5
2 x 55 ft.lbs.
0 ⇄ 78 ft./min

TRA-7.5VC
2 x 55 ft.lbs.
0 ⇄ 78 ft./min
5XR72



Tensión de alimentación Operating voltage Tension de service Betriebsspannung	480 V 3 ph 60 Hz
--	---

Opcional Optional En option Kaufoption	*
---	----------