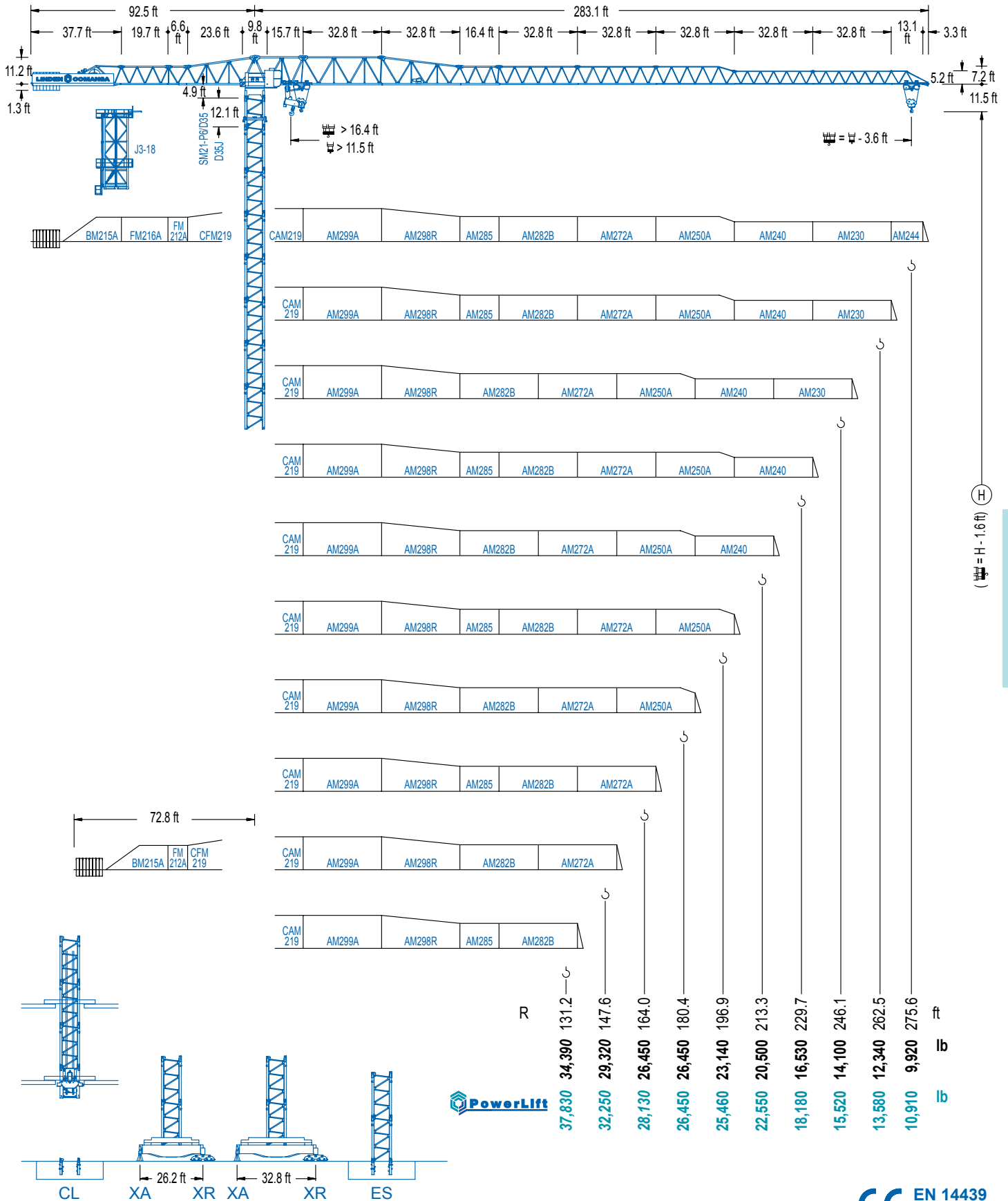


LC 2100

21 LC 660

79,360 lb



LC 2100



DIAGRAMA DE CARGAS

Load chart / Diagramme de charges / Lastdiagramm / Diagramma di carico / Диаграмма распределения нагрузки

R (ft)	2,100 ft					4,850 lb										
275.6	46.3	65.6	82.0	98.4	108.6	126.3	147.6	164.0	180.4	196.9	213.3	229.7	246.1	262.5	275.6	ft
	79,360	51,360	38,580	30,310	26,450	26,450	21,600	19,040	16,970	15,250	13,820	12,580	11,500	10,580	9,920	lb
262.5	51.5	65.6	82.0	98.4	121.4	139.8	147.6	164.0	180.4	196.9	213.3	229.7	246.1	262.5	ft	
	79,360	58,590	44,290	34,980	26,450	26,450	24,770	21,910	19,570	17,630	16,000	14,590	13,400	12,340	lb	
246.1	53.1	65.6	82.0	98.4	114.8	125.7	145.3	164.0	180.4	196.9	213.3	229.7	246.1	ft		
	79,360	61,190	46,310	36,680	29,910	26,450	26,450	22,990	20,540	18,510	16,820	15,360	14,100	lb		
229.7	55.8	65.6	82.0	98.4	114.8	132.5	154.2	164.0	180.4	196.9	213.3	229.7	ft			
	79,360	65,230	49,490	39,280	32,140	26,450	26,450	24,640	22,040	19,880	18,070	16,530	lb			
213.3	61.4	82.0	98.4	114.8	131.2	146.3	171.3	180.4	196.9	213.3	ft					
	79,360	55,750	44,440	36,530	30,660	26,450	26,450	24,910	22,530	20,500	lb					
196.9	62.7	82.0	98.4	114.8	131.2	149.3	175.5	180.4	196.9	ft						
	79,360	57,070	45,540	37,450	31,480	26,450	26,450	25,590	23,140	lb						
180.4	64.0	82.0	98.4	114.8	131.2	147.6	152.9	180.4	ft							
	79,360	58,730	46,910	38,620	32,490	27,770	26,450	26,450	lb							
164.0	65.3	82.0	98.4	114.8	131.2	156.5	164.0	ft								
	79,360	60,330	48,230	39,740	33,460	26,450	26,450	lb								
147.6	65.0	82.0	98.4	114.8	131.2	144.0	ft									
	79,360	59,830	47,810	39,390	33,150	29,320	lb									
131.2	65.0	82.0	98.4	114.8	127.6	ft										
	79,360	59,830	47,810	39,390	34,390	lb										

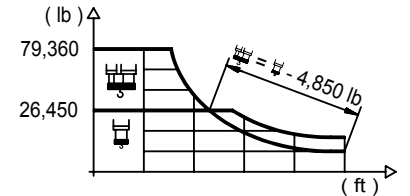
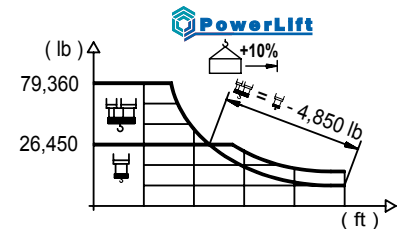


DIAGRAMA DE CARGAS POWERLIFT

Load chart PowerLift / Diagramme de charges PowerLift / Lastdiagramm PowerLift / Diagramma di carico PowerLift / Диаграмма распределения нагрузки PowerLift

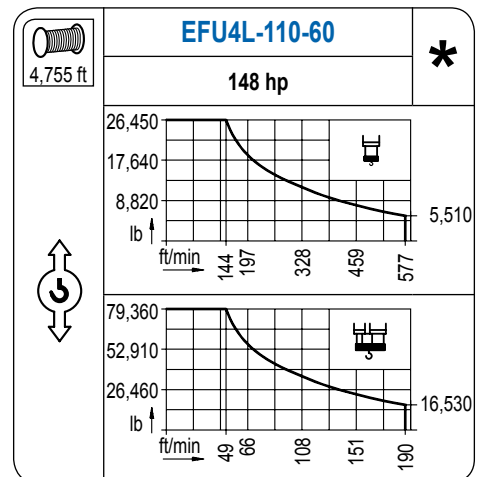
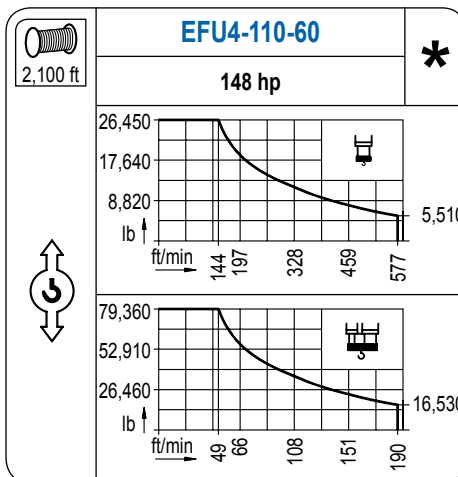
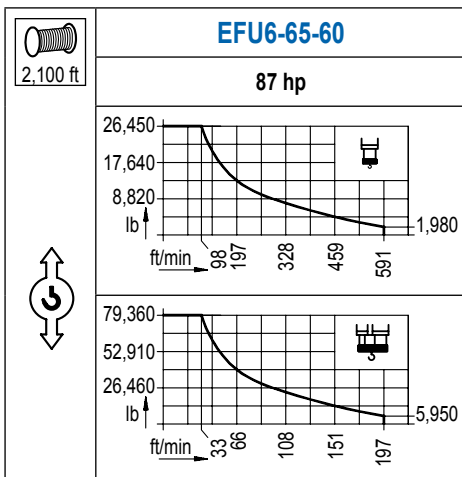
R (ft)	2,100 ft					4,850 lb										
275.6	47.9	65.6	82.0	98.4	112.5	133.2	147.6	164.0	180.4	196.9	213.3	229.7	246.1	262.5	275.6	ft
	79,360	53,610	40,340	31,760	26,450	26,450	23,470	20,740	18,510	16,660	15,100	13,770	12,630	11,610	10,910	lb
262.5	53.5	65.6	82.0	98.4	114.8	126.6	150.3	164.0	180.4	196.9	213.3	229.7	246.1	262.5	ft	
	79,360	61,750	46,750	37,030	30,220	26,450	26,450	23,890	21,380	19,290	17,520	16,000	14,720	13,580	lb	
246.1	55.8	65.6	82.0	98.4	114.8	131.9	156.8	164.0	180.4	196.9	213.3	229.7	246.1	ft		
	79,360	64,810	49,160	39,020	31,920	26,450	26,450	25,130	22,480	20,300	18,450	16,880	15,520	lb		
229.7	58.7	65.6	82.0	98.4	114.8	131.2	140.1	167.0	180.4	196.9	213.3	229.7	ft			
	79,360	69,510	52,860	42,060	34,500	28,900	26,450	26,450	24,160	21,820	19,860	18,180	lb			
213.3	65.0	82.0	98.4	114.8	131.2	147.6	155.5	184.4	196.9	213.3	ft					
	79,360	59,920	47,880	39,440	33,200	28,390	26,450	26,450	24,730	22,550	lb					
196.9	66.6	82.0	98.4	114.8	131.2	147.6	159.1	190.3	196.9	ft						
	79,360	61,550	49,220	40,580	34,210	29,270	26,450	26,450	25,460	lb						
180.4	68.2	82.0	98.4	114.8	131.2	147.6	163.7	180.4	ft							
	79,360	63,550	50,880	41,990	35,420	30,370	26,450	26,450	lb							
164.0	69.9	82.0	98.4	114.8	131.2	147.6	160.4	ft								
	79,360	65,490	52,490	43,360	36,610	31,410	28,130	lb								
147.6	69.6	82.0	98.4	114.8	131.2	144.0	ft									
	79,360	65,120	52,180	43,090	36,390	32,250	lb									
131.2	69.9	82.0	98.4	114.8	127.6	ft										
	79,360	65,320	52,330	43,230	37,830	lb										



LC 2100

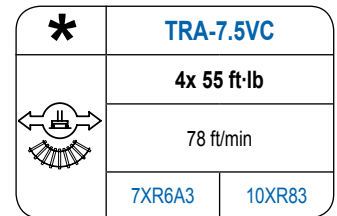
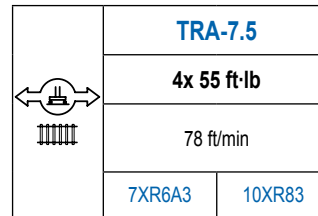
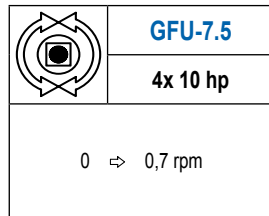
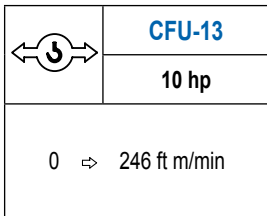
MECANISMOS

Mechanisms / Mécanismes / Antriebe / Meccanismi / Механизмы



MECANISMOS

Mechanisms / Mécanismes / Antriebe / Meccanismi / Механизмы



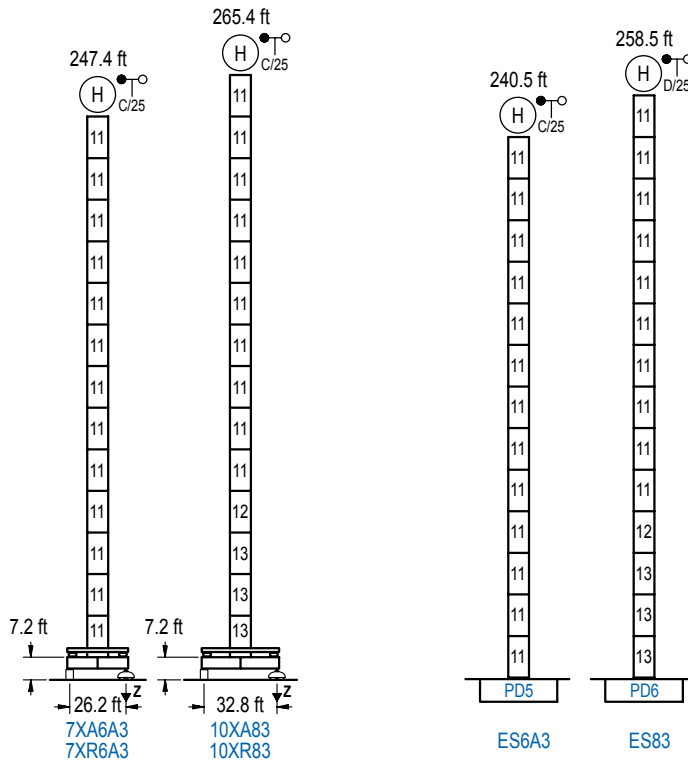
POTENCIA / POWER / PUISSANCE / LEISTUNG / POTENZA / МОЩНОСТЬ				Tensión de alimentación / Operating voltage / Tension de service / Betriebsspannung / Tensione di alimentazione / Напряжение источника питания	Generador / Generator / Générateur / Generator / Generatore / Генератор
Elevación / Hoist / Levage / Hub / Sollevamento / Тип механизма (подъем)	Carro / Trolley / Chariot / Laufkatze / Carrello / Грузовая тележка	Giro / Slewing / Rotation / Drehbewegung / Rotazione / Поворот	Traslación / Travel / Translation / Laufkatze / Verfahrweg / Traslazione / Ход	480 V 3ph 60 Hz	205 kVA 270 kVA 270 kVA
EFU6-65-60	CFU-13	(4x) GFU-7.5	(4x) TRA-7.5		
EFU4-110-60					
EFU4L-110-60					

Opcional / Optional / En option / Kaufoption / Opzionale / Опционально

ALTURAS BAJO GANCHO

Heights under hook / Hauteurs sous crochet / Hakenhöhen / Altezza sotto gancio / Высота под крюком

∅ 8.2 ft



n°	Ref.	∅	h
11	D35	8.2	18.0
12	TD36B	8.2	18.0
13	D36	8.2	18.0

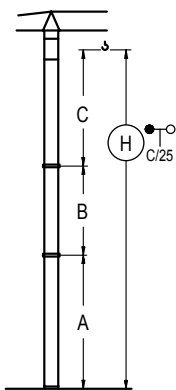
Z máx.	En servicio / In operation / En service / In Betrieb / In servizio / При работе	7XR6A3..348 kip 10XR83..328 kip
	Fuera de servicio / Out of service / Hors service / Ausser Betrieb / Fuori servizio / В стационарном состоянии	7XR6A3..419 kip 10XR83..395 kip

GRÚA ARRISTRADA

Braced crane / Grue à entretoisement / Abgespannter Kran / Gru ancorata / Нарастиваемый кран

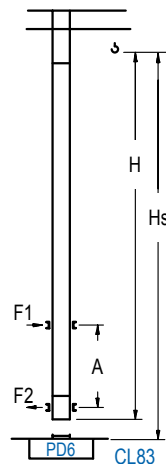
GRÚA TREPADORA

Internal climbing crane / Grue avec cage de télescopage intérieure / Kran mit klettern im Gebäude / Gru in rampante in cavedio / Кран с самоподъемом



	7XA6A3	10XA83
A max	205.7 79.4	223.8 97.4
B max	- 126.3 54.1	- 126.3 54.1
C max	168.0 168.0	168.0 168.0
H max	373.7 500.0	391.7 518.0

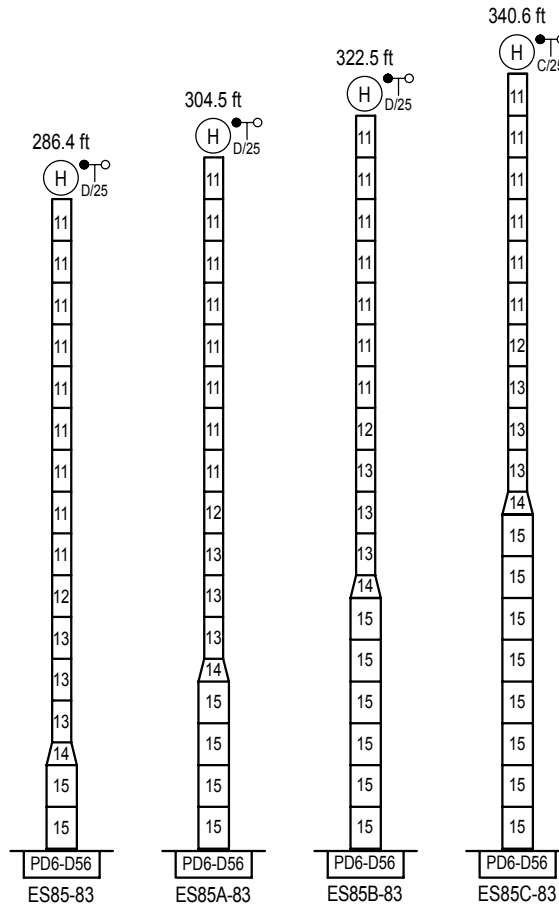
	ES6A3	ES83
A max	198.8 72.5	219.9 90.2
B max	- 126.3 54.1	- 126.3 54.1
C max	168.0 168.0	168.0 168.0
H max	366.8 493.1	384.8 511.1



H	Hs < 1,310 ft	
	A max (ft)	A min (ft)
198.5 ft 5x D35 + TD36B + 4x D36A + CLD36	71.9	26.2
180.4 ft 4x D35 + TD36B + 4x D36A + CLD36	62.7	26.2
162.4 ft 3x D35 + TD36B + 4x D36A + CLD36	53.8	26.2

n°	Ref.	∅	h
11	D35	8.2	18.0
12	TD36B	8.2	18.0
22	D36A	8.2	18.0
19	CLD36	8.2	12.5

Otras zonas de viento, alturas superiores, arriostamientos o trepado interno consultar / Other wind zones, additional hook heights, tie frames or internal climbing on request / Autres zones de vent, des hauteurs supplémentaires, entretoisements ou grues avec cage de télescopage intérieure, sur demande / Andere Windzonen, weitere Hakenhöhen, Abspannungen zum Gebäude oder Klettern im Gebäude auf Anfrage / Per zone con velocità del vento particolari, altezze superiori, ancoraggi o rampante in cavedio, consultare il fabbricante / При других ветренных зонах, при большой высоте, привязках к зданию или наращивании крана внутри здания проконсультируйтесь с нами



	nº	Ref.	Ø	h	nº	Ref.	Ø	h
		11	D35	8.2	18.0	14	TD56D36	13.1
	12	TD36B	8.2	18.0	15	D56	13.1	18.0
	13	D36	8.2	18.0				

Otras zonas de viento o alturas superiores consultar / Other wind zones or additional hook heights on request / Autres zones de vent ou des hauteurs supplémentaires sur demande / Andere Windzonen oder weitere Hakenhöhen auf Anfrage / Per zone con velocità del vento particolari o altezze superiori consultare il fabbricante / При других ветренных зонах о при большой высоте проконсультируйтесь с нами