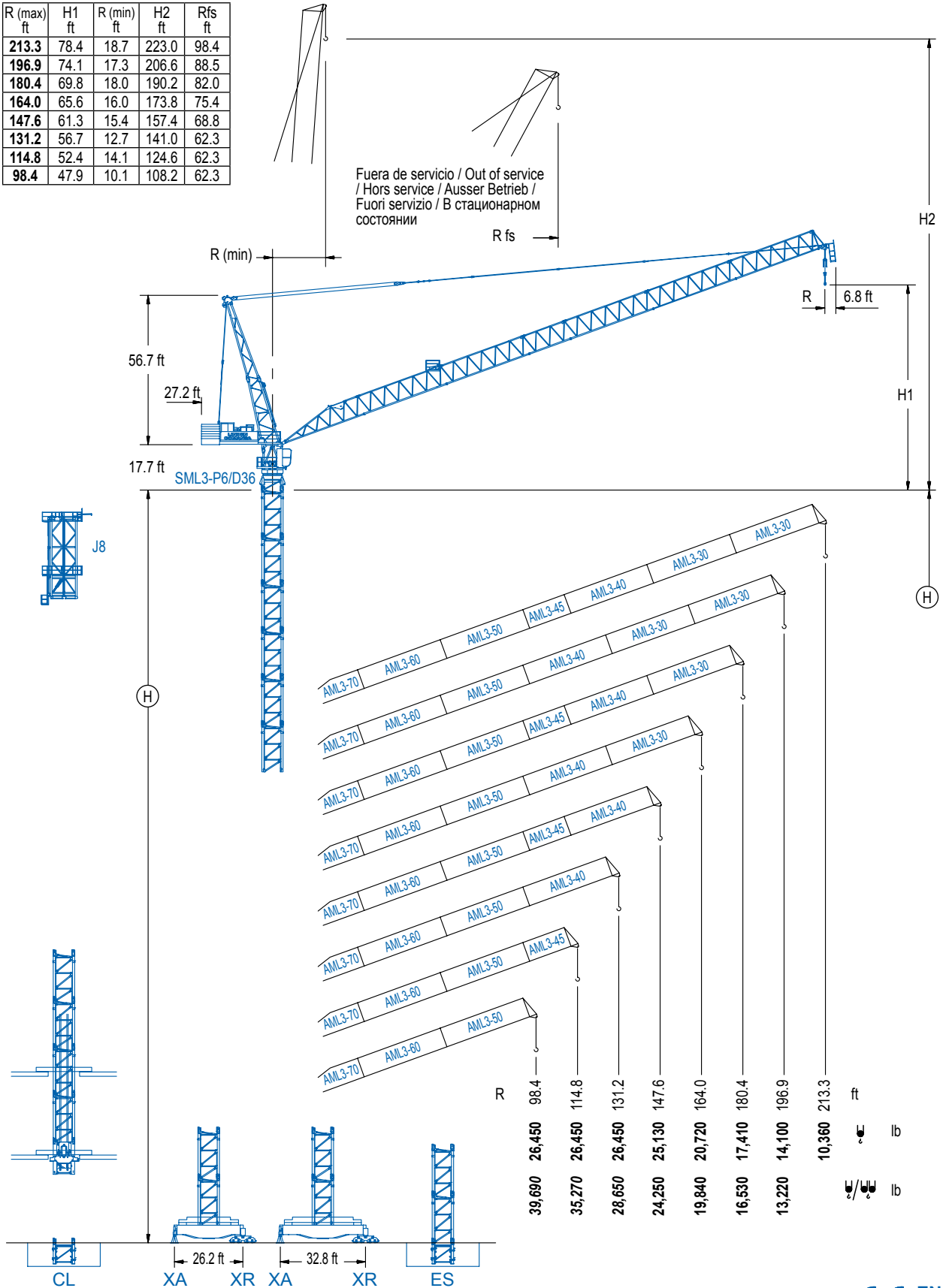


R (max) ft	H1 ft	R (min) ft	H2 ft	Rfs ft
213.3	78.4	18.7	223.0	98.4
196.9	74.1	17.3	206.6	88.5
180.4	69.8	18.0	190.2	82.0
164.0	65.6	16.0	173.8	75.4
147.6	61.3	15.4	157.4	68.8
131.2	56.7	12.7	141.0	62.3
114.8	52.4	14.1	124.6	62.3
98.4	47.9	10.1	108.2	62.3

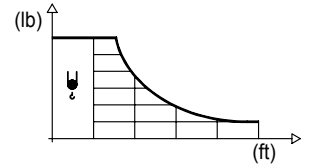


LCL

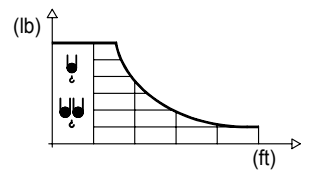
DIAGRAMA DE CARGAS

Load chart / Diagramme de charges / Lastdiagramm / Diagramma di carico / Диаграмма распределения нагрузки

R (ft)	ψ	RCmax (ft)	49.2	65.6	82.0	98.4	114.8	131.2	147.6	164.0	180.4	196.9	213.3	↔(ft) ↓(lb)
213.3		91.9			26,450	24,600	20,810	17,960	15,760	13,990	12,560	11,350	10,360	
196.9		109.9				26,450	24,880	21,640	19,130	17,100	15,450	14,100		
180.4		124.7					26,450	24,970	21,890	19,420	17,410			
164.0		132.9						26,450	23,830	20,720				
147.6		141.1						26,450	25,130					
131.2		131.2						26,450						
114.8		114.8					26,450							
98.4		98.4				26,450								

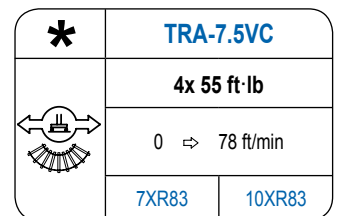
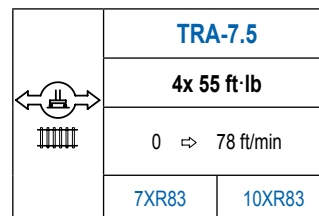
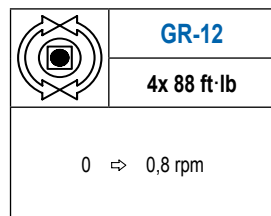
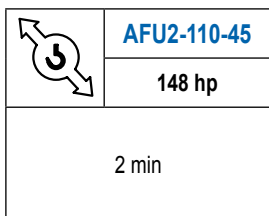
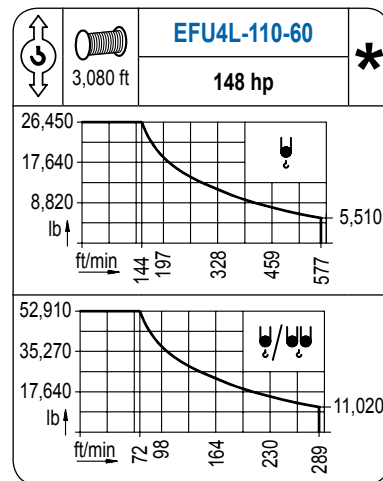
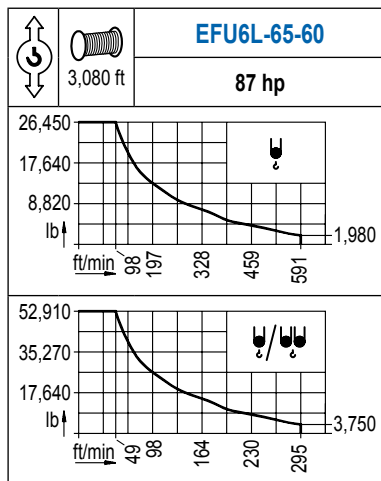


R (ft)	ψ	RCmax (ft)	49.2	65.6	82.0	98.4	114.8	131.2	147.6	164.0	180.4	196.9	213.3	↔(ft) ↓(lb)
196.9		54.1	52,910	43,250	34,190	28,170	23,870	20,670	18,160	16,180	14,570	13,220		
180.4		65.6		52,910	40,910	33,240	27,880	23,940	20,890	18,490	16,530			
164.0		72.2		52,910	45,340	36,500	30,420	25,970	22,550	19,840				
147.6		68.9		52,910	44,950	37,120	31,560	27,420	24,250					
131.2		75.5		52,910	48,230	39,440	33,240	28,650						
114.8		78.7		52,910	52,400	42,320	35,270							
98.4		75.5		52,910	49,200	39,690								



MECANISMOS

Mechanisms / Mécanismes / Antriebe / Meccanismi / Механизмы



POTENCIA / POWER / PUISSANCE / LEISTUNG / POTENZA / МОЩНОСТЬ				Tensión de alimentación / Operating voltage / Tension de service / Betriebsspannung / Tensione di alimentazione / Напряжение источника питания	
Elevación / Hoist / Levage / Hub / Sollevamento / Тип механизма (подъем)	Abatimiento / Luffing / Releage / Einziehen / Brandeggio / Складывание	Giro / Slewing / Rotation / Drehbewegung / Rotazione / Поворот	Traslación / Travel / Translation / Verfahrbewegung / Traslazione / Ход	480 V	390 kVA
EFU6L-65-60	AFU2-110-45	(4x) GR-12	(4x) TRA-7.5	3ph	470 kVA
EFU4L-110-60				60 Hz	

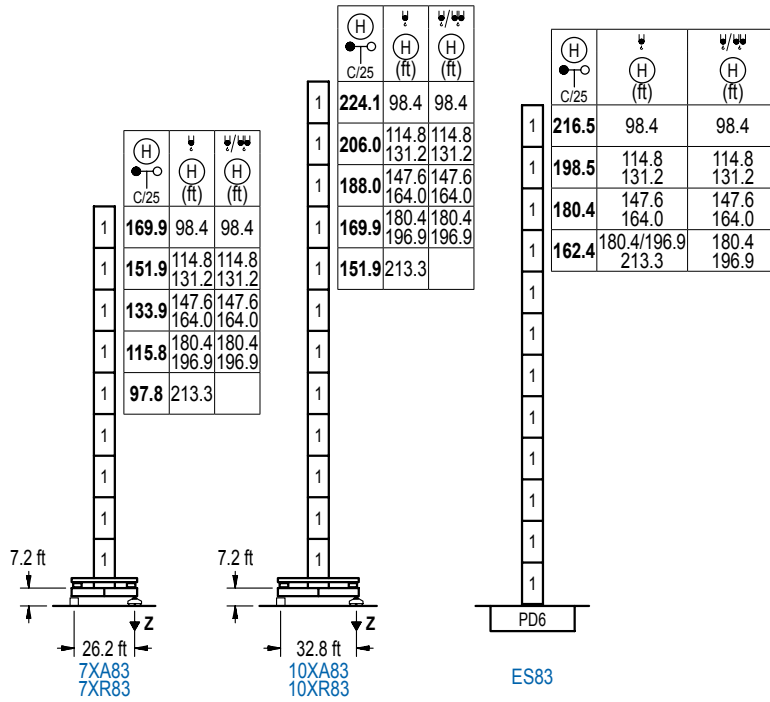
Opcional / Optional / En option / Kaufoption / Opzionale / Опционально

*

ALTURAS DE TORRE

Tower height / Hauteurs de tour / Turmhöhen / Altezza della torre / Высота башни

Ø 8.2 ft

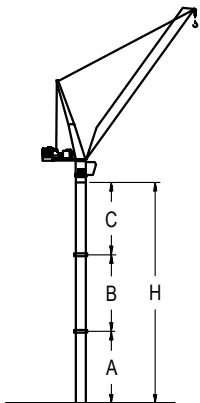


n°	Ref.	Ø	h
1	D36	8.2	18.0

Z máx.	En servicio / In operation / En service / In Betrieb / In servizio / При работе	7XR83... 340 kip 10XR83.. 377 kip
	Fuera de servicio / Out of service / Hors service / Ausser Betrieb / Fuori servizio / В стационарном состоянии	7XR48... 414 kip 10XR83.. 549 kip

GRÚA ARRIOSTRADA

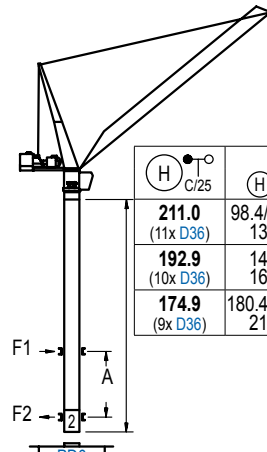
Braced crane / Grue à entretoisement / Abgespannter Kran / Gru ancorata / Нарастиваемый кран



Alturas de arriostramiento consultar / Height of tie frames on request / Hauteurs d'ancrages a demande / Höhe der Abspannungen auf Anfrage / Per altezze d'ancoraggio consultare il fabbricante / Проконсультируйтесь по высотам привязки к зданию

GRÚA TREPADORA

Internal climbing crane / Grue avec cage de télescopage intérieure / Kран mit klettern im Gebäude / Gru in rampante in cavedio / Кран с самоподъемом



Model	Height (ft)	Height (ft)	Height (ft)
211.0 (11x D36)	98.4/114.8	98.4/114.8	131.2
192.9 (10x D36)	147.6	147.6	164.0
174.9 (9x D36)	180.4/196.9	180.4	196.9

n°	Ref.	Ø	h
1	D36	8.2	18.0
2	CLD36	8.2	12.4

Otras zonas de viento, alturas superiores, arriostramientos o trepado interno consultar / Other wind zones, additional hook heights, tie frames or internal climbing on request / Autres zones de vent, des hauteurs supplémentaires, entretoisements ou grues avec cage de télescopage intérieure, sur demande / Andere Windzonen, weitere Hakenhöhen, Abspannungen zum Gebäude oder Klettern im Gebäude auf Anfrage / Per zone con velocità del vento particolari, altezze superiori, ancoraggi o rampante in cavedio, consultare il fabbricante / При других ветренных зонах, при большой высоте, привязках к зданию или наращивании крана внутри здания проконсультируйтесь с нами



Construcciones Metálicas COMANSA S. A.

Tel.: (34) 948 335 020 / Fax: (34) 948 330 810

e-mail: info@comansa.com / www.comansa.com

Polígono Urbizkain

E-31620 HUARTE-PAMPLONA.- SPAIN

DS.1308.33.IA 11/13

LCL500/52,910 lb

